



Lead dialkyldithiocarbamates: Human health tier II assessment

04 July 2014

- Chemicals in this assessment
- Preface
- Grouping Rationale
- Import, Manufacture and Use
- Restrictions
- Existing Worker Health and Safety Controls
- Health Hazard Information
- Risk Characterisation
- NICNAS Recommendation
- References

Chemicals in this assessment

Chemical Name in the Inventory	CAS Number
Lead, bis(diethylcarbamodithioato-S,S')-, (T-4)-	17549-30-3
Lead, bis(dimethylcarbamodithioato-S,S')-, (T-4)-	19010-66-3
Lead, bis(dipentylcarbamodithioato-S,S')-, (T-4)-	36501-84-5

Preface

This assessment was carried out by staff of the National Industrial Chemicals Notification and Assessment Scheme (NICNAS) using the Inventory Multi-tiered Assessment and Prioritisation (IMAP) framework.

The IMAP framework addresses the human health and environmental impacts of previously unassessed industrial chemicals listed on the Australian Inventory of Chemical Substances (the Inventory).

The framework was developed with significant input from stakeholders and provides a more rapid, flexible and transparent approach for the assessment of chemicals listed on the Inventory.

Stage One of the implementation of this framework, which lasted four years from 1 July 2012, examined 3000 chemicals meeting characteristics identified by stakeholders as needing priority assessment. This included chemicals for which NICNAS already held exposure information, chemicals identified as a concern or for which regulatory action had been taken overseas, and chemicals detected in international studies analysing chemicals present in babies' umbilical cord blood.

Stage Two of IMAP began in July 2016. We are continuing to assess chemicals on the Inventory, including chemicals identified as a concern for which action has been taken overseas and chemicals that can be rapidly identified and assessed by using Stage One information. We are also continuing to publish information for chemicals on the Inventory that pose a low risk to human health or the environment or both. This work provides efficiencies and enables us to identify higher risk chemicals requiring assessment.

The IMAP framework is a science and risk-based model designed to align the assessment effort with the human health and environmental impacts of chemicals. It has three tiers of assessment, with the assessment effort increasing with each tier. The Tier I assessment is a high throughput approach using tabulated electronic data. The Tier II assessment is an evaluation of risk on a substance-by-substance or chemical category-by-category basis. Tier III assessments are conducted to address specific concerns that could not be resolved during the Tier II assessment.

These assessments are carried out by staff employed by the Australian Government Department of Health and the Australian Government Department of the Environment and Energy. The human health and environment risk assessments are conducted and published separately, using information available at the time, and may be undertaken at different tiers.

This chemical or group of chemicals are being assessed at Tier II because the Tier I assessment indicated that it needed further investigation.

For more detail on this program please visit: www.nicnas.gov.au

Disclaimer

NICNAS has made every effort to assure the quality of information available in this report. However, before relying on it for a specific purpose, users should obtain advice relevant to their particular circumstances. This report has been prepared by NICNAS using a range of sources, including information from databases maintained by third parties, which include data supplied by industry. NICNAS has not verified and cannot guarantee the correctness of all information obtained from those databases. Reproduction or further distribution of this information may be subject to copyright protection. Use of this information without obtaining the permission from the owner(s) of the respective information might violate the rights of the owner. NICNAS does not take any responsibility whatsoever for any copyright or other infringements that may be caused by using this information.

ACRONYMS & ABBREVIATIONS

Grouping Rationale

This group of three chemical compounds consists of lead complexes of dialkyldithiocarbamates. These compounds have been included in this group due to the expectation that the physico-chemical properties will not vary greatly, leading to the compounds within this group having related end uses. In addition, information outlined in the Organisation of Economic Co-operation and Development's (OECD) guideline on Grouping of chemicals (OECD, 2007) provided guidance on the grouping of chemicals based on physico-chemical or toxicological criteria.

The following abbreviations will apply:

- lead dipentylidithiocarbamate (CAS No. 36501-84-5) - lead di(Pe)dtc;
- lead diethyldithiocarbamate (CAS No. 17549-30-3) - lead di(Et)dtc; and
- lead dimethyldithiocarbamate (CAS No. 19010-66-3) - lead di(Me)dtc.

Import, Manufacture and Use

Australian

No specific Australian use, import, or manufacturing information has been identified.

International

The following international uses have been identified through the Global Automotive Declarable Substance List (GADSL); Galleria Chemica; Substances and Preparations in the Nordic countries (SPIN) database; the US Environmental Protection Agency's Aggregated Computational Toxicology Resource (ACToR); and the and the US National Library of Medicine's Hazardous Substances Data Bank (HSDB).

The chemicals in the group have one or more of the following uses:

Commercial or site limited use including:

- as components in metals and alloys: e.g. bearing metals, steel, brass, aluminium processed in automated machines;
- lead-containing stabilisers and pigments, corrosion inhibitors;
- lubricant additives;
- flotation agents; and
- vulcanisation accelerators with litharge.

Restrictions

Australian

Lead and lead compounds are listed in the Poisons Standard (the Standard for the Uniform Scheduling of Medicines and Poisons—SUSMP) (SUSMP, 2013) under the following Schedules:

Appendix I, Uniform Paint Standard

Lead compounds are not permitted to be used in domestic or industrial paints at >0.1 %. 'The proportion of a substance for the purposes of this Schedule is calculated as a percentage of the element present in the non-volatile content of the paint'.

Appendix C

'Lead compounds in paints, tinters, inks or ink additives except in preparations containing ≤ 0.1 % of lead calculated on the non-volatile content of the paint, tinter, ink or ink additive.'

Appendix C substances, other than those included in Schedule 9, are considered of such danger to health as to warrant prohibition of sale, supply and use. These substances are poisons prohibited from sale, supply or use because of their known potential for harm to human and/or animal health.'

Schedule 6

'Lead compounds unless specified in Appendix C or:

- (a) when included in Schedule 4 or 5;
- (b) in paints, tinters, inks or ink additives;
- (c) in preparations for cosmetic use containing 100 mg/kg or less of lead;
- (d) in pencil cores, finger colours, showcard colours, pastels, crayons, poster paints/colours or coloured chalks containing 100 mg/kg or less of lead; or
- (e) in ceramic glazes when labelled with the warning statement: *CAUTION—Harmful if swallowed. Do not use on surfaces which contact food or drink.* Written in letters not less than 1.5 mm high.'

'Schedule 6 substances are considered to have moderate potential for causing harm, the extent of which can be reduced through the use of distinctive packaging with strong warnings and safety directions on the label.'

Schedule 5

'Lead compounds in preparations for use as hair cosmetics, unless specified in Appendix C.'

'Schedule 5 substances are considered to have low potential for causing harm, the extent of which can be reduced through the use of appropriate packaging with simple warnings and safety directions on the label.'

In addition, under the Customs (Prohibited Imports) Regulations 1956, importing cosmetic products containing more than 250 mg/kg (0.025 % w/w) of lead or lead compounds (calculated as lead), except products containing more than 250 mg/kg of lead acetate designed for use in hair treatments, is prohibited unless written permission is granted by the Minister (Australian Government, 2013).

Further information regarding the restriction of lead in cosmetics is provided in the NICNAS Existing Chemicals information sheet: *Lead in cosmetics* (November, 2008).

International

The risk of exposure to lead and lead compounds has been recognised internationally, which has resulted in broad restrictions regarding occupational and public exposure.

Cosmetics

Lead compounds appear on the following:

- Health Canada list of prohibited and restricted cosmetic ingredients (The 'Hotlist').
- The EU Cosmetics Directive 76/768/EEC Annex II: List of substances which must not form part of the composition of cosmetic products.
- New Zealand Cosmetic Products Group Standard—Schedule 4: Components cosmetic products must not contain.

The Thailand Cosmetic Act—Prohibited substances.

Existing Worker Health and Safety Controls

Hazard Classification

The chemicals in this group are not individually listed in the Hazardous Substances Information System (HSIS). Therefore, by default, they are covered by the generic 'lead and lead compounds' classification as hazardous with the following risk phrases for human health in HSIS (Safe Work Australia):

Xn; R20/R22 (Harmful by inhalation and if swallowed)

Xn; R33 (Danger of cumulative effects)

Repr. Cat. 1; R61 (Reproductive toxicity—may cause harm to the unborn child)

Repr. Cat. 3; R62 (Reproductive toxicity—possible risk of impaired fertility)

Exposure Standards

Australian

Lead and inorganic dusts and fumes (as lead) have the following exposure standards reported in HSIS (Safe Work Australia). These exposure standards apply to the lead compounds in this assessment:

Time weighted average (TWA): 0.15 mg/m³ for lead compounds (as lead).

Short-term exposure limits (STEL): No specific exposure standards are available.

International

For lead compounds in this group, the following exposure limits were identified:

TWA = 0.05 mg/m³ [Canada, Czech Republic]

TWA = 0.10 mg/m³ [Austria, Switzerland]

TWA = 0.20 mg/m³ [USA]

STEL: 0.20 mg/m³ [Czech Republic]

STEL: 0.40 mg/m³ [Austria]

STEL: 0.80 mg/m³ [Switzerland]

Health Hazard Information

The main concern regarding effects on human health is expected to be driven by the lead component (cation) of these compounds. The compounds are not expected to dissociate into the lead cation and their respective anion, although the bioavailability of these cannot be ruled out. The effects of the anion and the undissociated complex have been taken into account in this assessment and are discussed in the relevant sections of the report using analogue data from zinc dialkyldithiocarbamates (NICNASa). While there are limited data available on these specific chemicals, data sources for determining the hazard of the lead cation include animal studies on well-characterised organic and inorganic lead compounds, and a large amount of literature on observations in humans.

Toxicokinetics

Inorganic lead compounds can be absorbed orally, dermally or through inhalation (NICNAS, 2007). In general, dithiocarbamate complexes can be absorbed via the skin, mucous membranes, and the respiratory and gastrointestinal tracts.

The chemicals will decrease in hydrophobicity with increasing alkyl chain length, and this will affect absorption and distribution. It may be inferred from toxicity data on zinc dialkylcarbarnates (NICNASa) that there will be a gradation where the seriousness of effects is in the order methyl > ethyl > pentyl. The metabolic decomposition products of dialkyldithiocarbarnates include dialkylthiocarbarnic acid (as a free acid or as *S*-glucuronide conjugate), carbon disulfide, formaldehyde, sulfate, and dialkyl amines (WHO, 1988).

When ingested, different factors influence the absorption of inorganic lead compounds in the human gastrointestinal tract, the most significant being age. Children (up to the age of eight) are estimated to absorb up to 50 % of the lead dose they ingest, while adults are estimated to absorb up to 10 %. While soluble lead compounds are expected to be bioavailable following ingestion, results from rodent feeding studies indicate that water-insoluble lead compounds are also bioavailable once exposed to stomach acids (LDAI, 2008). This route of absorption can also be dependent on particle size, with smaller particles being absorbed more readily than larger ones.

In an oral repeated dose toxicity study, rats were dosed with 0, 200, 500 or 1000 ppm lead acetate for four, eight or 12 weeks. Measured blood lead concentrations (PbB) ranged from 40–100 µg/dL. Kidney lead levels were highest at four weeks exposure to the chemical. For all test groups, urinary lead excretion was highest at four weeks exposure, then decreased with continued exposure to lead (REACH).

If inhaled, the size of lead compound particles can dictate the site of deposition and rate of absorption (NICNAS, 2007).

Absorption through the skin (dermal) has been shown to be less efficient (NICNAS, 2007). Less than 0.3 % of lead from lead acetate in cosmetics was absorbed dermally in human male volunteers over a 12-hour period. In another study, where lead nitrate was applied to the skin, 30 % of the dose was absorbed. It is not known if the absorption was systemic or confined to the layers of the skin.

Lead has been shown to accumulate in bone; this accumulation is considered to be a biomarker for long-term lead exposure. Lead stored in bone can be released into the blood after exposure has ceased. When in the blood, 99 % of lead is bound to proteins within red blood cells (erythrocytes) (NICNAS, 2007). Inorganic lead is distributed in the body independently of the source compound and route of exposure. Within bone, distribution is not uniform and lead accumulates in areas that are undergoing active calcification at the time of exposure. The spatial distribution of lead in bone is similar between children and adults, although adults generally have a higher concentration (NICNAS, 2007).

Mobilisation of lead from bone increases during pregnancy when maternal bone is catabolised to produce the foetal skeleton. It has been shown that up to 80 % of lead in human cord blood comes from maternal bone stores and can be transferred into the foetal skeleton during its formation.

While PbB concentration is a reflection of recent exposure, it does not capture the more significant impact and slower elimination kinetics of the chemical in bone. As a result, the affinity of lead for bone would suggest that lead levels in bone, rather than lead levels in blood, provide more relevant predictive information for some health effects associated with long term exposure (ASTDR, 2007).

Acute Toxicity

Oral

The compounds in this group are not individually listed in HSIS. Therefore, by default, they are covered by the generic 'lead and lead compounds' hazard classification with the risk phrase 'Harmful if swallowed' (Xn; R22) in HSIS (Safe Work Australia).

While there are limited experimental data available specific to these chemicals, data from observations in humans exposed to lead compounds are presented in the following sections. In the absence of more comprehensive information, there is insufficient evidence to support a recommendation to amend the classification for this group of chemicals. The analogue zinc dialkyldithiocarbamates have at most moderate acute oral toxicity ((median lethal dose—LD50—320-1960(m), 2280(f) mg/kg bw) (NICNASa)).

Dermal

Several lead compounds were reported to exhibit low acute toxicity in animal tests. Dermal median lethal dose (LD50) values in rats are reported to be >2000 mg/kg bw (REACH). The analogue zinc dialkyldithiocarbamates have low acute dermal toxicity (median lethal dose—LD50 > 2000 mg/kg bw) (NICNASa).

Inhalation

The compounds in this group are not individually listed in HSIS. Therefore, by default, they are covered by the generic 'lead and lead compounds' hazard classification with the risk phrase 'Harmful by inhalation' (Xn; R20) in HSIS (Safe Work Australia).

The chemical bis(dimethyldithiocarbamate)zinc has been assessed by NICNAS (NICNASa). It was found to be 'Very toxic by inhalation' (T+; R26) with a median lethal concentration (LC50) of 0.13 mg/L and observed effects included wet fur, hunched posture, lethargy, piloerection, ataxia, ptosis, laboured respiration, pallor of the extremities, gasping respiration, noisy respiration, increased salivation, hypothermia and red/ brown stains around the snout (NICNASa). As the toxicity of this chemical cannot be attributed to zinc, the corresponding lead compound will probably have a similar mode of action. No data are available for either lead or zinc compounds to indicate the toxicity of other members of the group.

Observation in humans

In this section, route-specific data are not provided. However, exposure is reported in terms of absorbed dose. The concentration of lead in the blood is the most commonly reported value. However, lead in bone, hair and teeth are also reported in the literature.

Adult exposure

The majority of the data have been collected from accidental or intentional exposure following ingestion or inhalation, and there are rich data regarding the dose-effect in humans (ASTDR, 2007; NICNAS, 2007).

Exposure can cause encephalopathy (the signs of which include hyperirritability, ataxia, convulsions, stupor and coma) in addition to gastrointestinal effects such as colic (the effects can be displayed as: abdominal pain, constipation, cramps, nausea, vomiting, anorexia and weight loss) (WHO, 1995; ASTDR, 2007). It was recorded that signs of acute toxicity were observed in adults with a PbB (blood lead concentration) level ranging from 50–300 µg/dL. However, this is challenged in a more recent study, which only noted signs of encephalopathy in adults with PbB levels >460 µg/dL (ASTDR, 2007; NICNAS, 2007).

Colic is indicative of an effect on the gastrointestinal system and is typically displayed as an early sign of exposure to lead (ASTDR, 2007; NICNAS, 2007). Colic has been noted in individuals exposed to high levels of lead and has been linked to occupational exposure where workers generally register PbB levels between 100–200 µg/dL, although symptoms have been reported by workers with PbB levels between 40–60 µg/dL.

Exposure to lead has been reported to cause proximal renal tubular damage in the kidney (NICNAS, 2007).

Paediatric exposure

Data were compiled from a paediatric population regarding the dose-response after acute exposure to lead. Signs of encephalopathy were noted in children with PbB levels between 90–800 µg/dL. The mean value reported for PbB levels related to death (327 µg/dL) is similar to that noted for encephalopathy (330 µg/dL).

Gastrointestinal effects (abdominal pain, constipation, cramps, nausea, vomiting, anorexia and weight loss) were reported at PbB levels between 60–450 µg/dL. Data collected from additional reports indicate that acute encephalopathy was noted in children with PbB levels of 80–100 µg/dL and infants at PbB levels of 74.5 µg/dL (NICNAS, 2007).

In paediatric populations, acute colic has also been reported as an effect of poisoning associated with exposure to lead and is noted to occur when the PbB level is >60 µg/dL (ASTDR, 2007; NICNAS, 2007). In addition, it has been reported that exposure to lead can inhibit the formation of the haem-containing protein cytochrome P450 (NICNAS, 2007).

Corrosion / Irritation

Skin Irritation

In general, lead compounds are not considered to irritate the skin. No effects were reported in skin irritation assays in rabbits citing OECD Test Guideline (TG) 404 using lead oxide, dibasic lead phosphite and dibasic lead phthalate (REACH). The chemical bis(diethyldithiocarbamate)zinc has been classified with the risk phrase 'Irritating to skin' (Xi; R38) in HSIS. The NICNAS assessment found limited data in support of the classification (NICNASa).

Eye Irritation

In general, lead compounds were not reported to irritate the eyes or causing serious eye damage. In eye irritation assays (OECD TG 405) in New Zealand white rabbits, exposure to dibasic lead phthalate or lead oxide did not result in classifiable irritation effects (REACH). All symptoms reported were fully reversible within the seven day and 72 hour observation periods, respectively.

Using read across from data published by NICNAS on zinc dialkyldithiocarbamates it is considered that lead di(Et)dtc should be classified hazardous with the risk phrase 'Irritating to eyes' (Xi; R36) and lead di(Me)dtc be classified as hazardous with the risk phrase 'Risk of serious eye damage' (Xi; R41) (NICNASa). The available data do not provide sufficient evidence to support a recommendation to classify the remaining member of the group.

Sensitisation

Skin Sensitisation

Several lead compounds were reported to be non-sensitisers (REACH). It was reported that the compounds produced negative results for skin sensitisation in guinea pigs when tested according to OECD TG 406.

The chemical bis(dimethyldithiocarbamato)zinc has been assessed by NICNAS (NICNASa). It was found to be hazardous with the risk phrase 'May cause sensitisation by skin contact' (Xi; R43). A positive result for skin sensitisation in guinea pigs was seen when it was tested according to OECD TG 406 (REACHa). In a report published by NICNAS it was determined that sufficient data existed for classification as a hazardous substance with respect to sensitisation by skin contact with a concentration cut off = 1% recommended (NICNAS, 2005).

Observation in humans

Although altered immune parameters were described in occupational and paediatric groups that were exposed to lead, there were no reports of skin or respiratory sensitisation to lead in humans (ASTDR, 2007).

Repeated Dose Toxicity

Oral

The compounds in this group are not individually listed in HSIS. Therefore, by default, they are covered by the generic 'lead and lead compounds' hazard classification with the risk phrase 'Danger of cumulative effects' (R33) in HSIS (Safe Work Australia). While no data are available for the chemicals in this group, data available from animals studies on other lead compounds, and observations in humans, support this generic 'lead and lead compounds' classification and are presented in the following sections.

A lowest observed adverse effect level (LOAEL) of 200 ppm (corresponding to PbB levels of 40–60 µg/dL) was derived for lead acetate from a repeated dose toxicity study in Sprague Dawley (SD) rats following the guidelines set out in a US EPA chronic feeding study (REACH). Lead acetate was administered in drinking water (which was freely accessible [*ad libitum*]) to male rats (18 animals/dose group) at 0, 200, 500 or 1000 ppm per day for four, eight or 12 weeks. Decreased body weight and increased kidney weight as a percentage of body weight were reported at all dose ranges at four weeks of exposure.

In addition, based on data published by NICNAS on zinc dialkyldithiocarbamates, lead di(Me)dtc and lead di(Et)dtc should be classified hazardous with the risk phrase 'Harmful: danger of serious damage to health by prolonged exposure if swallowed' (R48/22). The data previously reported for bis(dimethyldithiocarbamato)zinc and bis(diethyldithiocarbamato)zinc have been used. The lowest-observed-adverse-effect level (LOAEL) values of 7.4 mg/kg bw/d and 36 mg/kg bw/d for the chemicals were reported respectively (NICNASa). For bis(dimethyldithiocarbamato)zinc, the reported effects were related to clinical biochemistry, while bis(diethyldithiocarbamato)zinc affected the thyroid.

The available data, together with the toxicokinetic differences from the acute oral toxicity data on zinc dialkyldithiocarbamates, provide insufficient evidence to support a recommendation to classify the remaining group member.

Dermal

While no data are available for the lead compounds in this group, no significant adverse effects were reported following repeated dermal exposure to several other lead compounds.

In a report available on repeated dose toxicity during dermal exposure, rats were exposed to lead acetate, lead oleate, lead arsenate or tetraethyl lead for 24 hours (REACH). The test groups had lead compounds applied either directly to the skin or to skin that had been mechanically injured. Dermal absorption of lead was shown to occur in both test groups. However, comparatively greater absorption of lead was reported in the groups where the skin had been mechanically injured. The analogue zinc dialkyldithiocarbamates are not considered to cause serious damage to health on repeated dermal exposure; the lowest observed-adverse-effect level (LOAEL) for any of these compounds were reported as 300 mg/kg bw/d by NICNAS (NICNASa).

Inhalation

While no data are available for the chemicals in this group, no significant adverse effects were reported following repeated inhalation exposure to lead nitrate (REACH).

Aerosolised lead nitrate was administered to mice (Swiss Webster) by inhalation at 2.5 mg/m³ per day for 14 or 28 days. It was determined, considering the total retention of the inhaled lead, that each mouse received a dose of 80 µg/day of lead. A statistically significant reduction in the relative size of the spleen and thymus in both test groups was reported when compared with the control group. Increased lung weight was noted in both test groups and an increase in lead concentration was reported in the liver, lung and kidney; although the 28-day group was noted to show a greater concentration than the 14-day group. There were no apparent differences in body weight and food consumption noted for either test group.

The chemical bis(dimethyldithiocarbamate)zinc, used to determine the toxicity of the dialkyldithiocarbamate component of this group, gave rise to reversible local effects in a repeat dose inhalation study (NICNASa).

Observation in humans

Lead has multiple modes of action in biological systems. Therefore any system or organ in the body can potentially be affected by lead exposure. For the purposes of this report, the effects of lead toxicity on the most sensitive target organs have been identified and summarised (ASTDR, 2007; NICNAS, 2007).

Neurological effects

Lead encephalopathy is considered the most severe neurological effect of lead exposure in adults. Occupational lead exposure has also been linked to neurotoxicity and studies have shown that the following signs and symptoms have been noted in those recorded to have PbB levels of between 40–120 µg/dL: malaise; forgetfulness; irritability; lethargy; headache; fatigue; impotence; decreased libido; dizziness; weakness; paraesthesia; visual motor coordination impairment; cognitive performance impairment; decreased reaction time, mood and coping ability; as well as adversely affecting memory.

Haematological effects

Lead exposure affects the haematological system by inhibiting haem synthesis and decreasing the lifespan of erythrocytes, which results in the onset of microcytic and hypochromic anaemia (NICNAS, 2007). It has been estimated that the PbB threshold in occupationally exposed adults for a decrease in haemoglobin to be measured is 50 µg/dL. For children the threshold is estimated to be PbB 40 µg/dL.

Cardiovascular effects

Studies investigating the effect of PbB on blood pressure in humans are not conclusive (ASTDR, 2007; NICNAS, 2007). The cardiovascular concern for humans when exposed to low levels of lead, is an increase in systemic blood pressure. Longitudinal occupational studies investigating the possible relationship between low level lead exposure and blood pressure have been undertaken, with mixed results. Subsequently, based on the available literature, it is suggested that a relationship between low level exposure to lead and increased systemic blood pressure cannot be determined (NICNAS, 2007).

Renal effects

Nephrotoxicity associated with lead exposure is characterised by abnormalities in the kidney (specifically in the proximal tubule cells), glomerular sclerosis (hardening or scarring) and interstitial fibrosis (abnormal formation of fibrous tissue). The deterioration in renal function is characterised by increased levels of enzymes and proteins in excreted urine (enzymuria and proteinuria), and an impaired ability to transport organic anions and glucose, in addition to a decreased glomerular filtration rate. Studies summarised in ATSDR (2007) indicate that an increase in nephrotoxicity is proportional to an increase in PbB levels. Effects on glomerular filtration are reported at ≤ 20 $\mu\text{g/dL}$; enzymuria and proteinuria are reported at >30 $\mu\text{g/dL}$; and severe deficits in function and pathological changes are reported in association with PbB levels ≥ 50 $\mu\text{g/dL}$.

Genotoxicity

In general, lead compounds are considered genotoxic to mammalian cells.

The genotoxic effects of lead were reviewed and presented by the ATSDR (2007). The majority of the in vitro point mutation tests in bacteria were negative, while mammalian clastogenicity tests were generally positive.

It was reported that in bacterial reverse mutation assays, lead was negative both with and without metabolic activation (REACH). However, in vitro chromosomal aberration tests using Chinese hamster ovary (CHO) cells and human lymphocytes were positive without metabolic activation. An in vivo micronucleus assay using human peripheral lymphocytes (from those working with lead compounds) was positive below the maximum tolerated dose.

In a report published by NICNAS on zinc dialkyldithiocarbamates it was indicated that in a variety of in vitro and in vivo studies (Ames test, mammalian chromosome aberration test, mammalian cell gene mutation assay, unscheduled DNA synthesis and micronucleus study) the data indicate that the chemicals in this group have no mutagenic or genotoxic potential (NICNASa).

Carcinogenicity

A review conducted by the International Agency for Research on Cancer (IARC) in 1980, which was updated in 1987 and again in 2006, indicated that there was sufficient evidence in experimental animals and limited evidence in humans for the carcinogenicity of inorganic lead compounds (IARC, 1980; IARC, 1987; IARC, 2006). The review resulted in the classification of inorganic lead compounds as probably carcinogenic to humans (Group 2A).

A subsequent review by the International Lead Association (LDAI, 2008) concluded that there is consistent evidence from studies in rodents that soluble lead compounds, or those that are considered bioavailable, are carcinogenic in animals; notably, reproducible renal tumours have been reported in male rats following administration of high levels of lead in food or water.

Although the evidence with respect to the zinc dialkyldithiocarbamates (and metabolites) is insufficient itself to classify the members of this group with respect to carcinogenicity (NICNASa; NICNASb), the evidence regarding the lead aspect is sufficient to classify the chemicals in this group as potential carcinogens.

Reproductive and Developmental Toxicity

The lead compounds in this group are not individually listed in HSIS. Therefore, by default, they are covered by the generic 'lead and lead compounds' hazard classifications with the risk phrases 'Possible risk of impaired fertility' (R62) and 'May cause harm to the unborn child' (R61) in HSIS (Safe Work Australia). While no data are available for the lead compounds in this group, the available data on other lead compounds support these classifications.

In a reproductive and developmental toxicity screening test in SD rats, lead acetate was administered in drinking water to nine females at 0.6 % weight per volume (w/v) (equivalent to 502 mg/kg bw/day) on gestation days 5–21 (Ronis et al, 1996; LDAI, 2008). A stillbirth rate of 19 % was recorded in the test group compared with a 2 % rate noted in the control group. The dams and offspring in the test group had PbB levels >200 $\mu\text{g/dL}$.

In a subsequent reproductive and developmental toxicity screening test in SD rats, lead acetate was administered in drinking water to 10 females at 0.05 % w/v, eight females at 0.15 % w/v and nine females at 0.45% w/v, on gestation days 5–21 (Ronis et al, 1998). Stillbirth rates of 3(\pm 3), 10(\pm 6) and 28(\pm 8) % were recorded for increasing dose groups respectively compared with a 4(\pm 3) % rate noted in the control group. At birth, the male pups had PbB levels of 40(\pm 1), 83(\pm 8) and 120(\pm 120) $\mu\text{g/dL}$ for

increasing dose groups respectively, while the female pups had PbB levels of 42(±7), 67(±16) and 197(±82) µg/dL. A developmental LOAEL of 0.05 % (equivalent to 42 mg/kg bw/day) was reported for this study (LDAI, 2008).

The main metabolite of concern for the dialkyldithiocarbamates, carbon disulfide, is considered toxic to reproduction and development (NICNASb). The potential toxicity from the metabolite may also lead to some effects, although the main concern relates to lead accumulation following chronic exposure.

Reproductive toxicity observations in humans

Recent studies have investigated the effect of lead exposure in occupational groups and in general populations living near industrial plants. Although the evidence reported is predominantly qualitative and dose-effect relationships have largely not been established (WHO, 1995; NICNAS, 2007), it has been suggested that moderately high PbB levels in humans could result in spontaneous abortion, pre-term delivery, alterations in sperm and decreased male fertility (ASTDR, 2007).

Developmental toxicity observations in humans

Data pertaining to low level exposure to lead contributing to developmental toxicity in infants and young children were recently reviewed. Consensus exists between the reports, which suggest that PbB levels in humans >10 µg/dL can affect paediatric intellectual development (Donovan, J, 1996; ASTDR, 2007).

In addition, data regarding the effects on children of higher levels of lead exposure were reviewed. Although neurobehavioural deficits were reported in children with PbB levels <10 µg/dL, there is uncertainty attached to these estimates of reported effects (ASTDR, 2007). Even so, the US Centers for Disease Control and Prevention (CDC) has a reference level of 5 µg/dL, above which it is recommended that public health action be initiated (CDC).

Other Health Effects

Neurotoxicity

Although there are no available data to directly determine the neurotoxicity of the members of this group, information on zinc dialkyldithiocarbamates suggest that lead di(Me)dtc could be considered to be neurotoxic (NICNASa). In addition, the main metabolite of concern for the lead dialkyldithiocarbamates, carbon disulfide, has been reported to be a neurotoxin (NICNASb).

Therefore, while there is limited evidence of neurotoxicity for lead di(Me)dtc and no data for the remaining members of this group, the potential toxicity from the metabolite may result in some effects on short term exposure. As discussed above (developmental effects) lead is a developmental neurotoxin.

Risk Characterisation

Critical Health Effects

The critical health effects for risk characterisation include systemic long-term effects (carcinogenicity, mutagenicity, reproductive toxicity, developmental toxicity) and systemic acute effects (acute toxicity by the oral/inhalation route of exposure). The chemical may also cause harmful effects following repeated exposure through oral exposure and eye irritation.

Public Risk Characterisation

The use of lead and lead compounds in products available to the public in Australia is restricted; the restrictions are listed in the Poisons Standard (SUSMP, 2013).

Historical use of lead compounds in surface coatings suggests that the potential for the public to be exposed, through flaking paint and during home renovation, still exists. While it is possible that the public will be exposed to lead or lead compounds, the risk can be managed by following the appropriate guidelines (see Recommendation section).

Occupational Risk Characterisation

Given the critical health effects, the chemicals may pose an unreasonable risk to workers unless adequate control measures to minimise exposure to the chemical are implemented. The chemical should be appropriately classified and labelled to ensure that a person conducting a business or undertaking (PCBU) at a workplace (such as an employer) has adequate information to determine appropriate controls.

NICNAS Recommendation

Assessment of the chemicals is considered to be sufficient, providing that the recommended amendment to the classification is adopted, and labelling and all other requirements are met under workplace health and safety and poisons legislation as adopted by the relevant state or territory.

Regulatory Control

Public Health

Current restrictions control the use of lead and lead compounds in cosmetics, paint, tinters, inks or ink additives, which effectively reduces the risk of public exposure.

The availability and permissible lead content in products, such as paint, are regulated in terms of availability and concentration (SUSMP, 2013). Products that historically contained lead or lead compounds still pose an exposure risk to the public due to their existence in the public domain.

The National Health and Medical Research Council (NHMRC) of Australia has published recommendations regarding how the public can manage exposure to lead by mitigating the risk (NHMRC, 2009). Methods for the safe approach to painting a house (when there is a likelihood of lead paint having been used previously) have been published by the former Department of Sustainability, Environment, Water, Population and Communities—now the Department of the Environment (DSEWPaC, 2009).

Work Health and Safety

The health risk to workers from these chemicals is controlled when correct classification and labelling are considered, and adequate control measures to minimise occupational exposure and protective clothing are implemented. Safe Work Australia (SWA) encourages working safely with lead and promotes the *National code of practice for the control and safe use of inorganic lead at work* [NOHSC: 2015 (1994)] and the *National standard for the control of inorganic lead at work* [NOHSC:1012 (1994)]. These codes of practice, in addition to the Model Work Health and Safety Regulations, 2011, are available from the SWA website.

The chemicals are recommended for classification and labelling under the current Approved Criteria and adopted Globally Harmonized System of Classification (GHS) and Labelling of Chemicals as below. This assessment does not consider classification of physical hazards and environmental hazards.

If empirical data become available indicating that a lower (or higher) classification is appropriate, this may be used to amend the default classification for that chemical.

In addition the following classification amendments are recommended:

- Classification of lead di(Me)dtc as hazardous with the risk phrase 'Very toxic by inhalation' (T+; R26);
- Classification of lead di(Et)dtc as hazardous with the risk phrase 'Irritating to eyes' (Xi; R36);
- Classification of lead di(Me)dtc as hazardous with the risk phrase 'Risk of serious eye damage' (Xi; R41);

- Classification of lead di(Me)dtc as hazardous with the risk phrase 'Harmful: danger of serious damage to health by prolonged exposure if swallowed' (R48/22); and
- Classification of lead di(Et)dtc as hazardous with the risk phrase 'Harmful: danger of serious damage to health by prolonged exposure if swallowed' (R48/22).

Hazard	Approved Criteria (HSIS) ^a	GHS Classification (HCIS) ^b
Acute Toxicity	Harmful if swallowed (Xn; R22)* Harmful by inhalation (Xn; R20)*	Harmful if swallowed - Cat. 4 (H302) Harmful if inhaled - Cat. 4 (H332)
Repeat Dose Toxicity	Danger of cumulative effects (R33)*	May cause damage to organs through prolonged or repeated exposure - Cat. 2 (H373)
Carcinogenicity	Carc. Cat 3 - Limited evidence of a carcinogenic effect (Xn; R40)	Suspected of causing cancer - Cat. 2 (H351)
Reproductive and Developmental Toxicity	Repro. Cat 1 - May cause harm to the unborn child (T; R61)* Repro. Cat 3 - Possible risk of impaired fertility (Xn; R62)*	May damage the unborn child. Suspected of damaging fertility - Repr. 1A (H360Df)

^a Approved Criteria for Classifying Hazardous Substances [NOHSC:1008(2004)].

^b Globally Harmonized System of Classification and Labelling of Chemicals (GHS) United Nations, 2009. Third Edition.

* Existing Hazard Classification. No change recommended to this classification

Advice for consumers

Products containing the chemical should be used according to the instruction on the label.

Advice for industry

Control measures

Control measures to minimise the risk from oral/ocular/inhalation exposure to the chemicals should be implemented in accordance with the hierarchy of controls. Approaches to minimise risk include substitution, isolation and engineering controls. Measures required to eliminate or minimise risk arising from storing, handling and using a hazardous chemical depend on the physical form and the manner in which the chemical is used. Examples of control measures which may minimise the risk include, but are not limited to:

- using closed systems or isolating operations;
- using local exhaust ventilation to prevent the chemical from entering the breathing zone of any worker;
- health monitoring for any worker who is at risk of exposure to the chemical if valid techniques are available to monitor the effect on the worker's health;
- air monitoring to ensure control measures in place are working effectively and continue to do so;

- minimising manual processes and work tasks through automating processes;
- work procedures that minimise splashes and spills;
- regularly cleaning equipment and work areas; and
- using protective equipment that is designed, constructed, and operated to ensure that the worker does not come into contact with the chemical.

Guidance on managing risks from hazardous chemicals are provided in the *Managing risks of hazardous chemicals in the workplace—Code of practice* available on the Safe Work Australia website.

Personal protective equipment should not solely be relied upon to control risk and should only be used when all other reasonably practicable control measures do not eliminate or sufficiently minimise risk. Guidance in selecting personal protective equipment can be obtained from Australian, Australian/New Zealand or other approved standards.

Obligations under workplace health and safety legislation

Information in this report should be taken into account to assist with meeting obligations under workplace health and safety legislation as adopted by the relevant state or territory. This includes, but is not limited to:

- ensuring that hazardous chemicals are correctly classified and labelled;
- ensuring that (material) safety data sheets ((m)SDS) containing accurate information about the hazards (relating to both health hazards and physicochemical (physical) hazards) of the chemical are prepared; and
- managing risks arising from storing, handling and using a hazardous chemical.

Your work health and safety regulator should be contacted for information on the work health and safety laws in your jurisdiction.

Information on how to prepare an (m)SDS and how to label containers of hazardous chemicals are provided in relevant codes of practice such as the *Preparation of safety data sheets for hazardous chemicals—Code of practice* and *Labelling of workplace hazardous chemicals—Code of practice*, respectively. These codes of practice are available from the Safe Work Australia website.

A review of the physical hazards of the chemicals has not been undertaken as part of this assessment.

References

Australian Government Department of the Environment (Environment) 2009. Lead alert: The six step guide to painting your home. (Formerly known as the Department of Sustainability, Environment, Water, Population and Communities (DSEWPaC)). Accessed at <http://www.environment.gov.au/atmosphere/airquality/publications/pubs/leadpaint.pdf>

Donovan J (1996). Lead in Australian Children: Report on the National Survey of Lead in Children. Canberra: Australian Institute of Health and Welfare. Accessed September 2012 at http://www.lead.org.au/Lead_in_Australian_Children.pdf

eChemPortal. Accessed June 2014 at

<http://www.echemportal.org/echemportal/substancesearch/substancesearchlink.action>.

Galleria Chemica. Accessed June 2014 at <http://jr.chemwatch.net/galleria/>

International Agency for Research on Cancer (IARC) (1980). Some metals and metallic compounds, IARC Monograph Volume 23. Accessed September 2012 at <http://monographs.iarc.fr/ENG/Monographs/vol23/volume23.pdf>

International Agency for Research on Cancer (IARC) (1987). Overall evaluations of carcinogenicity: An updating of IARC Monographs Volumes 1 to 42. Supplement 7. Accessed September 2012 at

International Agency for Research on Cancer (IARC) (2006). Inorganic and Organic Lead Compounds, IARC Monographs 87. Accessed September 2012 at <http://monographs.iarc.fr/ENG/Monographs/vol87/index.php>

Lead Development Association International (LDAI). 2008. Voluntary Risk Assessment Report on Lead and some Inorganic Lead Compounds. (LDAI now known as the International Lead Association). Accessed June 2013 at <http://echa.europa.eu/web/guest/information-on-chemicals/transitional-measures/voluntary-risk-assessment-reports>

National Health and Medical Research Centre (NHMRC) (2009). Information Paper: Blood lead levels for Australians. Australian Government. Accessed January 2013 at <http://www.nhmrc.gov.au/guidelines/publications/new36new37>

National Industrial Chemicals Notification and Assessment Scheme (NICNAS) 2007. Priority Existing Chemical Assessment Report No. 29: Lead Compounds used in Industrial Surface Coatings and Inks. National Industrial Chemicals Notification and Assessment Scheme, Commonwealth of Australia. Available at <http://www.nicnas.gov.au>

REACH Dossier 2012. Lead (7439-92-1). Accessed October 2012 at <http://www.echa.europa.eu/web/guest/information-on-chemicals/registered-substances>

Ronis MJ, Badger TM, Shema SJ, Roberson PK& Shaikh F (1996). Reproductive toxicity and growth effects in rats exposed to lead at different periods during development. Toxicology and Applied Pharmacology 136(2) pp 361-371.

Ronis MJ, Gandy J& Badger TM (1998). Endocrine mechanisms underlying reproductive toxicity in the developing rat chronically exposed to dietary lead. Journal Toxicology and Environmental Health 54 pp 77-87.

Safe Work Australia (SWA). Hazardous Substances Information System (HSIS). Accessed June 2014 at <http://hsis.safeworkaustralia.gov.au/HazardousSubstance>

The Poisons Standard (the Standard for the Uniform Scheduling of Medicines and Poisons (SUSMP)) 2013. Accessed June 2014 at <http://www.comlaw.gov.au/Details/F2013L01607/Download>

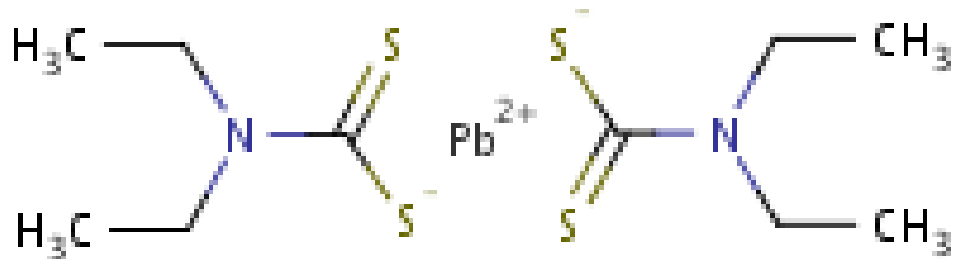
United States Centers for Disease Control and Prevention (CDC). Accessed December 2012 at <http://www.cdc.gov/nceh/lead/>

World Health Organisation (WHO) (1995) International Programme on chemical Safety (IPCS) Environmental HealthInorganic 165 - Inorganic Lead. Accessed September 2012 at <http://www.inchem.org/documents/ehc/ehc/ehc165.htm>

Last Update 04 July 2014

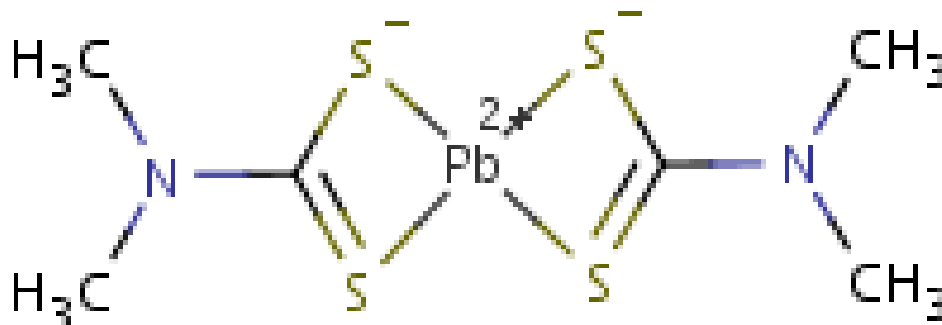
Chemical Identities

Chemical Name in the Inventory and Synonyms	Lead, bis(diethylcarbamo dithioato-S,S')-, (T-4)- Bis(diethyldithiocarbamate)lead Lead bis(diethyldithiocarbamate) Lead(II) diethyldithiocarbamate Lead bis(N,N-diethyldithiocarbamate) Lead diethyl dithiocarbamate
CAS Number	17549-30-3
Structural Formula	



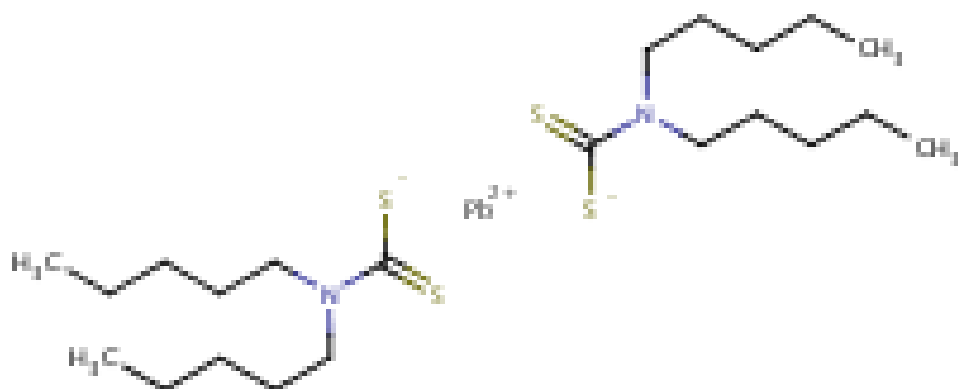
Molecular Formula	C10H20N2PbS4
Molecular Weight	503.75

Chemical Name in the Inventory and Synonyms	Lead, bis(dimethylcarbamodithioato-S,S')-, (T-4)- Lead dimethyldithiocarbamate Carbamic acid, dimethyldithio-, lead salt Bis(dimethyldithiocarbamato)lead Bis(dimethylcarbamodithioato-S,S')lead
CAS Number	19010-66-3
Structural Formula	



Molecular Formula	C ₆ H ₁₂ N ₂ PbS ₄
Molecular Weight	451.67

Chemical Name in the Inventory and Synonyms	Lead, bis(dipentylcarbamoedithioato-S,S')-, (T-4)- Lead diamyldithiocarbamate Lead bis(dipentylthiocarbamate) Lead, bis(dipentylcarbamoedithioato-kappaS,kappaS')-, (T-4)- Lead, bis(dipentylcarbamoedithioato-S,S')-, (beta-4)-
CAS Number	36501-84-5
Structural Formula	



Molecular Formula	C ₂₂ H ₄₄ N ₂ PbS ₄
Molecular Weight	672.07

Share this page